




LEADING  
INNOVATION FROM  
**WORLDWIDE**




# Fully Automatic Single Wire Chain Link Fence Machine

Fully automatic single wire chain link fence machines can produce many different hole size of the mesh with different molds. The machine is controlled by PLC, we can set the length of the fence by PLC. The machine only need one worker for operating.

Whole chain link fence machine line includes: main machine, chain link fence weaving machine, mesh rolling machine, border wire twisted and wind machine, PLC control cabinet, and all related accessories. It could start production directly after installation.

- Raw Material wire diameter	1.5mm-4mm (Adjustable)
- Mesh Opening	25*25mm to -120*120mm (Adjustable)
- Max Width	1ft - 3Meter. (Adjustable)
- Motor Power (Total Motor 7)	Servo motor 5HP (3.8KW) -1set. (SIEMENS) (1 YEAR WARRANTY) Induction motor with Gear (1HP) -6set. (MATRIX) (1 YEAR GUARANTEE) Induction Brake Motor with Gear (2HP) -1set. (MATRIX) (1 YEAR GUARANTEE) Total- 10Hp (Loading power 13HP)
- Voltage	415v/50HZ
- Production Capacity	30-100m <sup>2</sup> /h 8 Gauge/150-160kg/Hour 10 Gauge/120-130kg/Hour 12 Gauge/80-100kg/Hour 14 Gauge/60-80kg/Hour 16 Gauge/40-50kg/Hour
- Weigh (Approx)	2400kg
- Overall Dimensions (L*W*H)	4.4*1.7x2.5m
- PLC controlling, Touch screen And Servo motor and Drive from	Delta & Siemens Brand
- Machine Working Area	20ft*20ft*10ft (W*L*H)
- Mesh Weaving and Border wire locking treatment	Twists EDGE and Bending EDGE



Designed for a continuous working system for 24 hours.

Single wire input

Six sets mold for free

Long using time for mold

Low tolerance for mold +/-1 mm


Wire fencing option up to 3 meters height As Depend on model.  
(any smaller height size is available)

It works with any Wire thickness between 1.6 mm and 4.0 mm.


Between 25mm-120mm of mesh size wire fencing

Can be used with kinds of galvanized or pvc wire

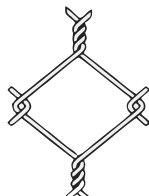
Knuckle-Knuckle



Knuckle-Twisted



Twisted-Twisted



## Semi Automatic Single Wire Chain Link Fence Machine

Semi automatic single wire chain link fence machine can produce many different hole size of the mesh with different molds. The machine is controlled by PLC, We can set the length of the fence by PLC. The machine only needs one worker for operating.

Machine, mesh rolling machine, border wire twisted and wind machine, PLC control cabinet, and all related accessories. It could start production directly after installation.




- Raw Material Wire Diameter	1.5mm-4mm (Adjustable)
- Mesh Opening	25*25mm to -100*100mm (Adjustable)
- Max Width	1ft-10ft.
- Motor Power (Total Motor 3)	Servo motor (5 Hp) -1 set. (Siemens) 1 year Guarantee Induction motor with Gear (1Hp) -1 set. (Matrix) 1 year Guarantee. Brake Motor- (2Hp) -1 set. (Matrix) 1 year Guarantee. Total- 8Hp
- Voltage	415v/50HZ
- Production Capacity	30-100m <sup>2</sup> /h 80-100kg Per Hour
- Weigh (Approx)	1500kg
- Overall Dimensions (L*W*H)	1.5*3*2.5m
- PLC controlling, Touch screen And Servo motor and Drive	Delta Delta Siemens(5 Hp)
- Machine Working Area	12ft*7ft*10ft (W*L*H)
- Mesh Border wire locking treatment	By Manually

# Auto Cutting Single Wire Chain Link Fence Machine

Automatic Cutting single wire chain link fence machine can produce many different hole size of the mesh with different molds. The machine is controlled by PLC, We can set the length of the fence by PLC. The machine only need one worker for operating.

- Raw Material Wire Diameter	1.5mm-4mm (Adjustable)
- Mesh Opening	25*25mm to -120*120mm (Adjustable)
- Max Width	1ft - 3Meter. (Adjustable)
- Motor Power (Total Motor 7)	Servo motor (3kw)-1 set. Induction motor with Gear (0.75kw) - 1 set. Total Load- 5 HP (4.5kw)
- Voltage	415v/50HZ
- Production Capacity	8 Gauge/160-180kg/Hour 10 Gauge/140-150 kg/Hour 12 Gauge/100-120kg/Hour 14 Gauge/80-100kg/Hour 16 Gauge/60-80kg/Hour
- Weigh (Approx)	700kg
- Overall Dimensions (L*W*H)	4.4*1.7x2.5m
- PLC controlling, Touch screen And Servo motor and Drive from	SERVO DRIVE- Frame (3.8 kw) (Single Phase) TOUCH SCREEN - TOUCHWIN PLC - DELTA CONTACTOR AND RELAY- SCHNEIDER
- Machine Working Area	15ft*15ft*10ft (W*L*H)
- Mesh Weaving and Border wire locking treatment	Manual



## Why choose Our machine?

WE ARE MANUFACTURER OF THIS MACHINE.  
(OTHER SUPPLIER IMPORT FROM CHINA)

We use servo motor and servo drive from Siemens Brand (Germany)  
(OTHER SUPPLIER USE CHINESE BRAND)

We use contactor, Relay, Push Button, Switches, MCB from Schneider Brand (France)  
(OTHER SUPPLIER USE CHINESE BRAND)

We use PLC and HMI (Touch screen) from Delta Brand (Taiwan)  
(OTHER SUPPLIER USE CHINESE BRAND)

## PARESH BHIMANI

+91 98247 15727 | +91 99986 15727

307, Adarsh Plaza, Nr. Raiya Telephone  
Exchange Circle, Opp. Gujarat Gas Office,  
150 Feet Ring Road, Rajkot-360 005, Gujarat (INDIA).

info@hindustancorporation.net  
hindustan.corporation@yahoo.com

www.hindustancorporation.net

